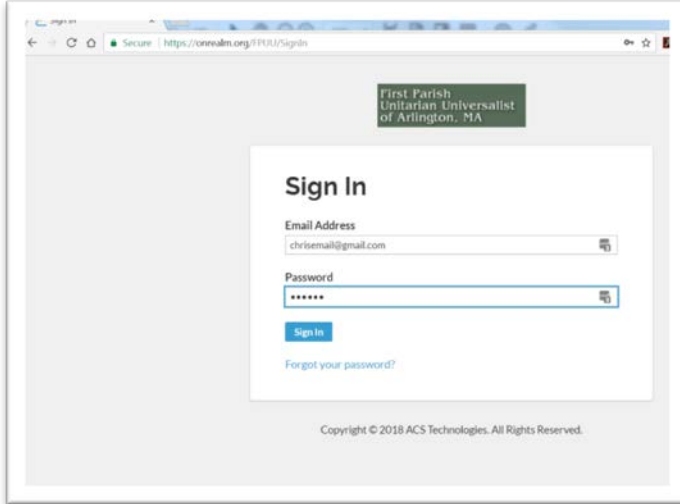
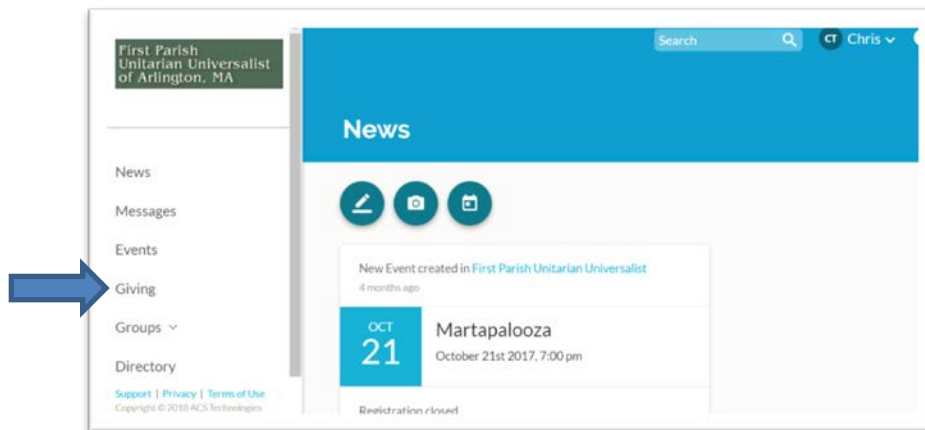


## Use Realm to pledge and set up automatic payments at the same time:

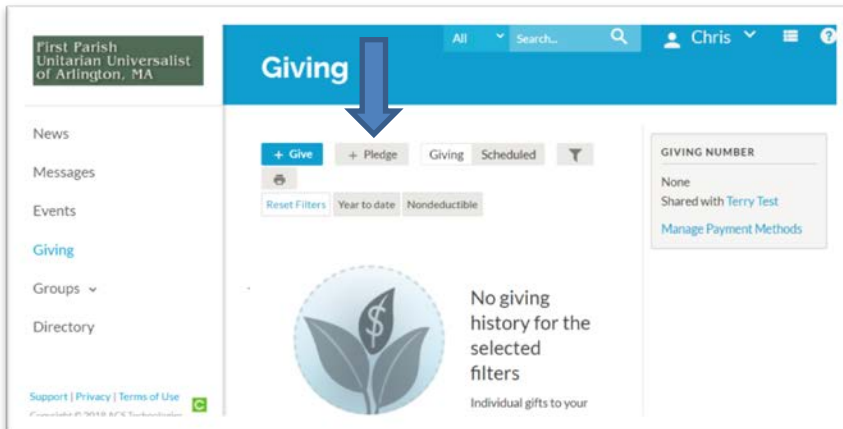
- Go to [www.onrealm.org/fpuu](https://www.onrealm.org/fpuu) and log in.



- Select the **Giving** tab in the left column of your profile.



- Click the **+Pledge** button.



Use Realm to pledge and set up automatic payments at the same time (continued):

- Enter your pledge total for the year and hit Enter. Check that the displayed total is correct.
- Click **“Save & Set Up Online Gift”**.

First Parish Unitarian Universalist of Arlington, MA

Chris Test's Giving > All Search... Chris

## Pledge Now

I pledge  to **Stewardship - 07/01/2018 until 06/30/2019**  
to be given

from  until  for a total pledge of **\$2,400.00**

or

Support | Privacy | Terms of Use

- On the next screen you'll see your total pledge in the “Give” box and the fund set for Stewardship.

First Parish Unitarian Universalist of Arlington, MA

Giving > All Search... Chris

## Give Now

GIVING DETAILS

Give \*  to

[Give to an additional fund](#)

Frequency \*

On \*

This gift will complete your pledge to Stewardship

Use Realm to pledge and set up automatic payments at the same time (continued):

- Choose the frequency of your giving from the dropdown (default is One time)
- Choose the start date, day of month, end date, and number of payments, if needed.
- **IMPORTANT:** If you choose a frequency other than One time (such as monthly as in the screenshot below), reduce the **Give** amount appropriately so you don't overpay!
- If you choose an end date or number of payments, the system will tell you whether that completes your pledge by June 30, 2019.

The screenshot shows the 'Give Now' interface. The 'GIVING DETAILS' section includes a 'Give' amount of 200.00 to 'Stewardship', a frequency of 'Once a month' on the '18th' of the month, starting on '07/01/2018' and ending on '06/30/2019'. A green banner states 'This gift will complete your pledge to Stewardship'. The 'PAYMENT INFORMATION' section shows 'Account Nickname' and 'Account Type' set to 'Credit/Debit Card'.

- On the same screen, choose a saved payment method if you have one, or add a new method.
  - Save money for First Parish! Using a **bank account** rather than a credit or debit card reduces the fee that First Parish has to pay.
- Click the blue **“Give”** button at the bottom of the screen and you're done!

The screenshot shows the 'Give Now' interface with the 'PAYMENT INFORMATION' section expanded. The 'Account Nickname' is 'Chris's bank', 'Account Type' is 'Checking', 'Account Number' is '123456789', 'Routing Number' is '987654321', 'Billing Name' is 'Chris Test', 'Billing Address Line 1' is '1 Mass Ave', 'Billing City' is 'Arlington', 'Billing State' is 'Massachusetts', 'Billing Postal Code' is '20474', and 'Email Address' is 'chrisEmail@gmail.com'. A blue arrow points to the 'Give' button at the bottom.

Use Realm to pledge and set up automatic payments at the same time (continued):

---

**For help:**

- Realm issues (e.g. logging in): email [Realm@firstparish.info](mailto:Realm@firstparish.info)
- About stewardship or pledging issues: email [stewardship@firstparish.info](mailto:stewardship@firstparish.info)
- If you have never used Realm: see the 5 minute video at: <http://firstparish.info/realms>  
(bottom of the page)

Or stop by the Stewardship Table after the service on any Sunday between February 4 and March 4, 2018.